

# Global Economic Trends

# The Growth of Emerging Markets

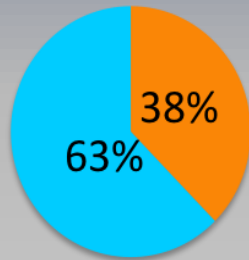
August 13<sup>th</sup>, 2011



# Percentage of Global GDP (Nominal)

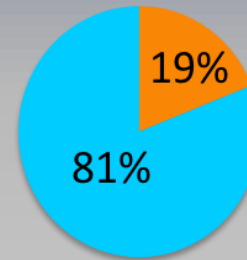
A comparison of the developed and the developing world's percentages of global output. On reasonable assumptions, the developing world's output could exceed that of the developed world's output within 7 years.

2010



■ Developing World  
■ Developed World

1990



■ Developing World  
■ Developed World

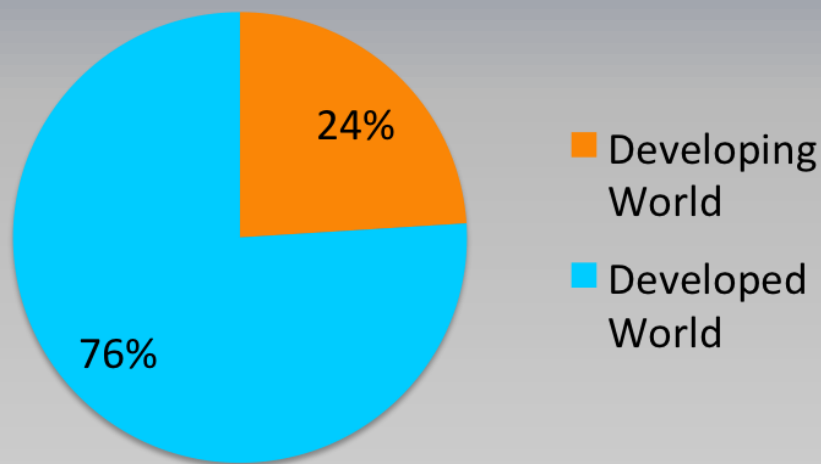
"If GDP is instead measured at purchasing-power parity, emerging economies overtook the developed world in 2008 and are likely to reach 54% of world GDP this year. Even more impressive, they accounted for three-quarters of global real GDP growth over the past decade."



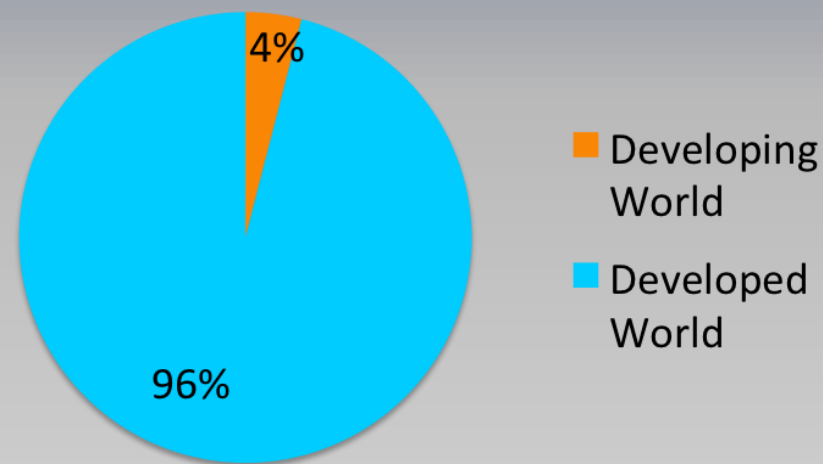
# Composition of the *Fortune 500*

“Furthermore, emerging economies' share of world stock market capitalization has surged to 35%, more than three times their share in 2000.”

2011

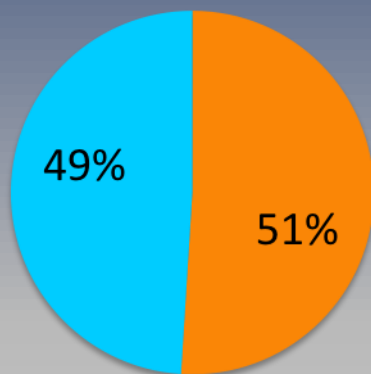


1995



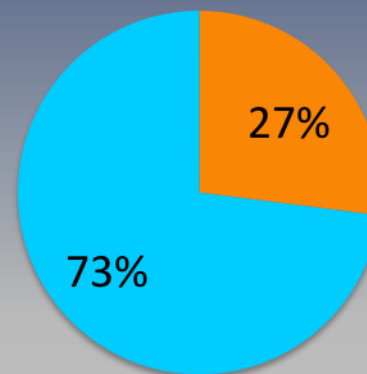
# Percentage of Global Exports

2010



■ Developing World  
■ Developed World

1990



■ Developing World  
■ Developed World

“A landmark was reached last year when emerging economies' exports edged above half of the world total, up from 27% in 1990.”



# Questions?

For more information please contact:

Christopher Williams, Director of Research at Mercator XXI, LLC.

[cwilliams@mercatorxxi.com](mailto:cwilliams@mercatorxxi.com)

202-349-2904

